







-  3 Bedrooms
-  2.5 Bathrooms
-  1,670 Square Feet
-  2 Car Garage
-  1 Levels



The Beverly plan is a one level new home floor plan with 3 bedrooms, 2.5 bathrooms, a 2-car garage, and many opportunities for personalization. This plan features a spacious kitchen with a walk-in pantry. It also has a large open family room with an optional interior fireplace, which then flows right into the Dining Room. The large primary bedroom has a spacious primaryBathroom with a large walk-in closet. The back of the home features space for a deck with the option of a Florida room or screened-in porch.

## Features of this Floorplan

- One level living
- Formal dining room
- Option for screened porch or Florida room
- Alternate kitchen layout



**Traditional**



**Arts & Crafts**



**Craftsman**

