






-  3 - 4 Bedrooms
-  2.5 Bathrooms
-  2,716 Square Feet
-  2 Car Garage
-  2 Levels



Live like you mean it with the Hartford II, a 2-story plan offering 3 bedrooms, 2.5 baths, a 2-car garage and over 2,700 square feet. Step into your light and airy foyer that will warmly welcome you in. From morning coffee in the kitchen to evening news and sofa naps in the family room, it all comes together in the open-flowing heart of the home. A patio extends from the breakfast nook, while at the front of the house a living room and dining room combine to extend the possibilities. A spacious first floor primary suite offers dual walk-in closets and bathroom ready for personalization. The second floor loft offers open views to below, as well as access to two additional bedrooms, a full bath, and ample storage.

Features of this Floorplan

- First floor primary bedroom
- Butler's pantry
- Formal dining room
- Living room with option to make it a den or additional bedroom
- Second floor loft and additional bedrooms
- Option for expanded loft
- Multiple primary bath configurations
- Option for Florida room and/or screened porch



Arts & Crafts



Craftsman



European



European



Arts & Crafts Side Load



Craftsman Side Load



European Side Load7

PATIO ON GRADE

COVERED PATIO
9'-0" X 4'-0"

BREAKFAST
9'-0" X 11'-0"

FAMILY ROOM
16'-11" X 16'-3"

PRIMARY BEDROOM
16'-11" X 15'-11"

KITCHEN
13'-9" X 10'-9"

B. PAN

PAN

HALF BATH

CLO

WIC

WIC

W

D

LAUNDRY

P. BATH

WIC

LA

HW

DINING ROOM
14'-8" X 10'-11"

FOYER

LIVING ROOM
14'-8" X 12'-2"

PORCH
24'-8" X 6'-0"

GARAGE
20'-4" X 20'-11"

OPT. TRAY CLO

OPEN TO ABOVE

FA

SECOND FLOOR

