






-  2 Bedrooms
-  2 Bathrooms
-  1,500 Square Feet
-  2 Car Garage
-  1 Levels



You'll never miss a step with the Newport, a one-level plan offering 2 bedrooms, 2 baths, a 2-car garage, and 1500 square feet of easy-breezy living. Bungalow comfort meets cape charm, starting with an inviting front porch ready to welcome friends, guests, and grandchildren alike. Entering the foyer, the aroma of home-baked goodness draws you past the front study and into an ambience of openness as kitchen and family room blend seamlessly into one. Just as relaxing is the primary suite, with its perfectly appointed bath and accommodating walk-in closet. A second bedroom, full bath, and laundry ensure there's room enough for all.

Features of this Floorplan

- One level living
- Rear load 2-car garage
- Full front porch
- Office
- Option for serenity primary bath



Arts & Crafts



Traditional



New England



Craftsman



Folk Victorian

